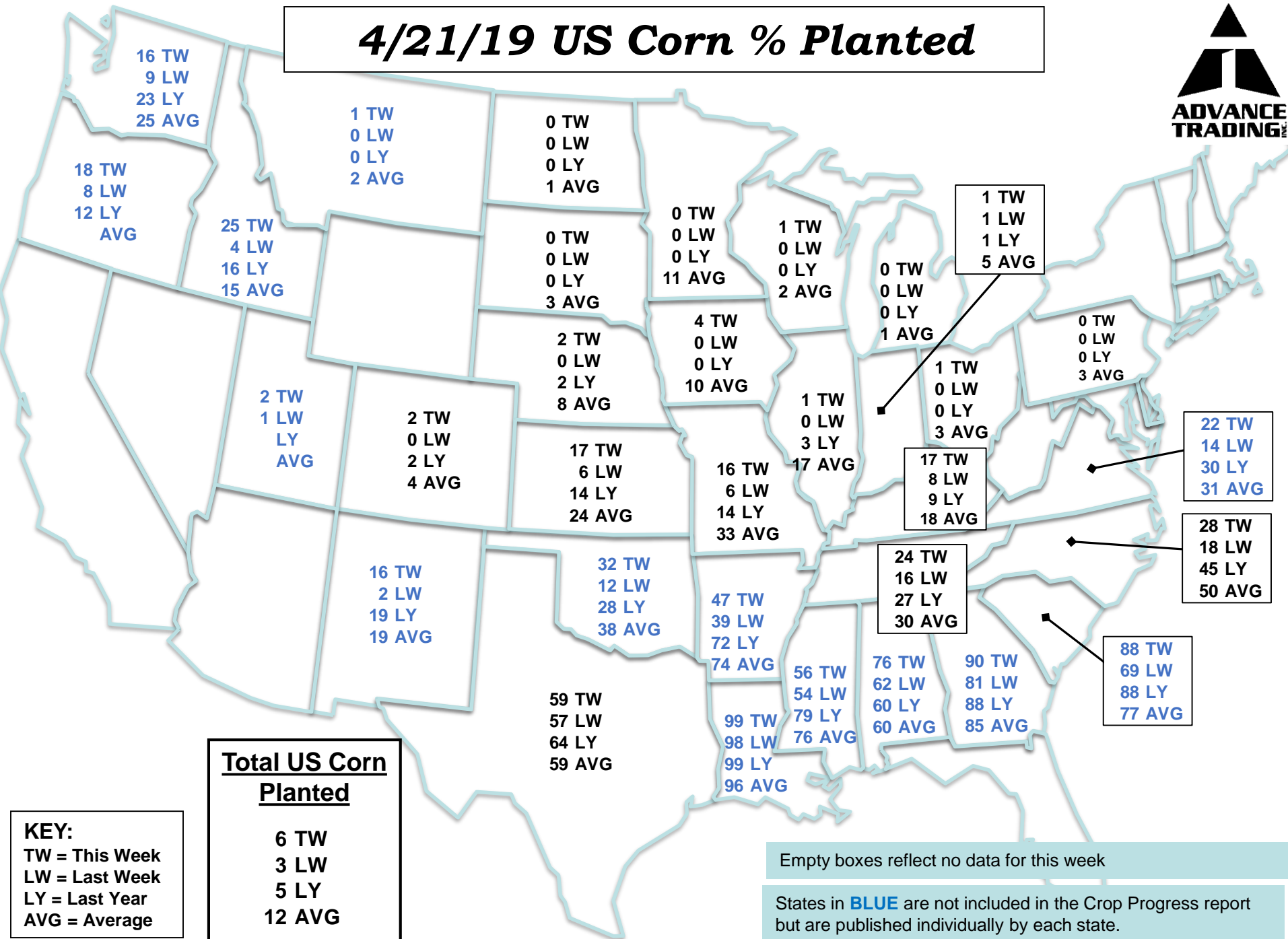


4/21/19 US Corn % Planted



Total US Corn Planted

6 TW
3 LW
5 LY
12 AVG

KEY:
TW = This Week
LW = Last Week
LY = Last Year
AVG = Average

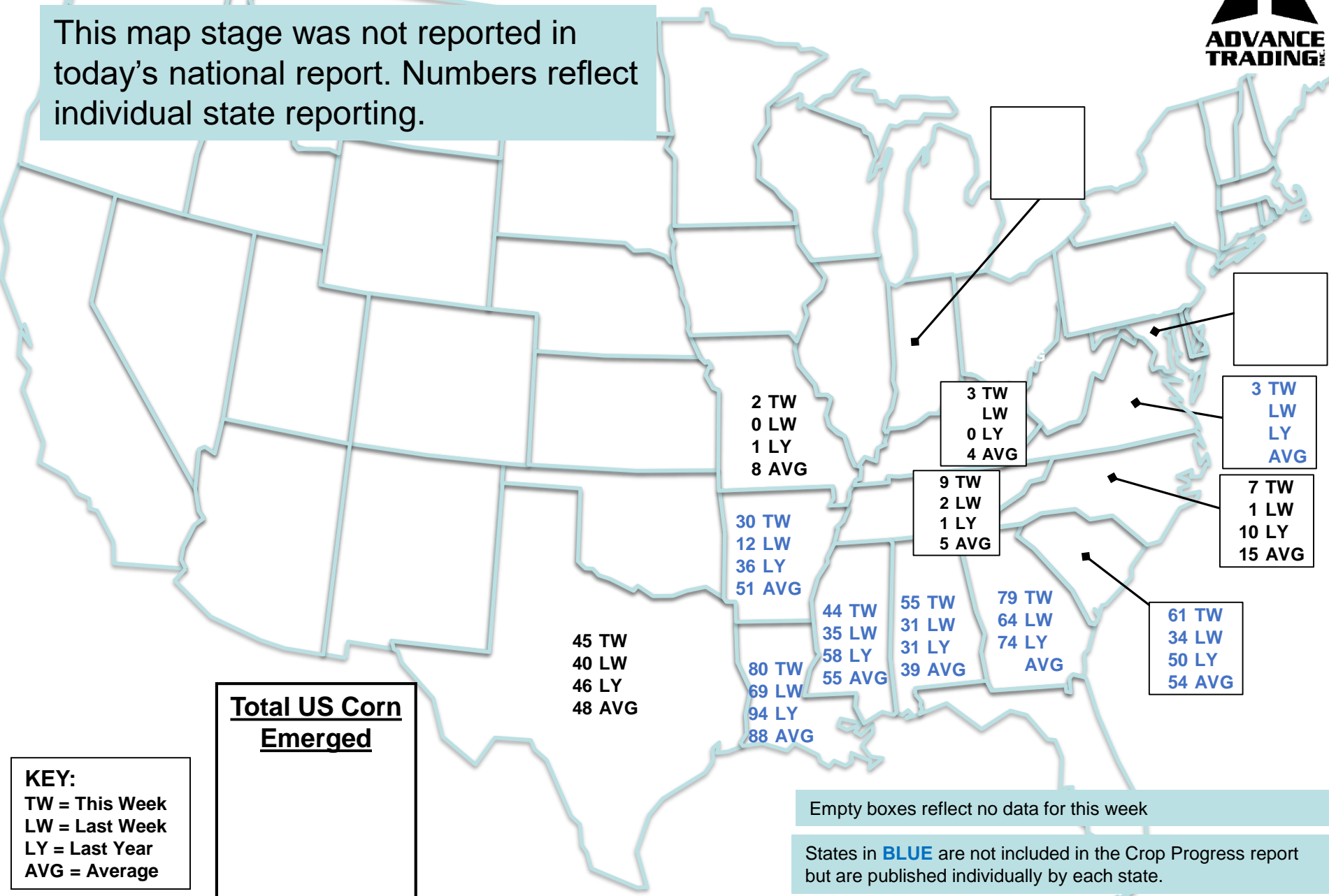
Empty boxes reflect no data for this week

States in **BLUE** are not included in the Crop Progress report but are published individually by each state.

4/21/19 US Corn % Emerged



This map stage was not reported in today's national report. Numbers reflect individual state reporting.

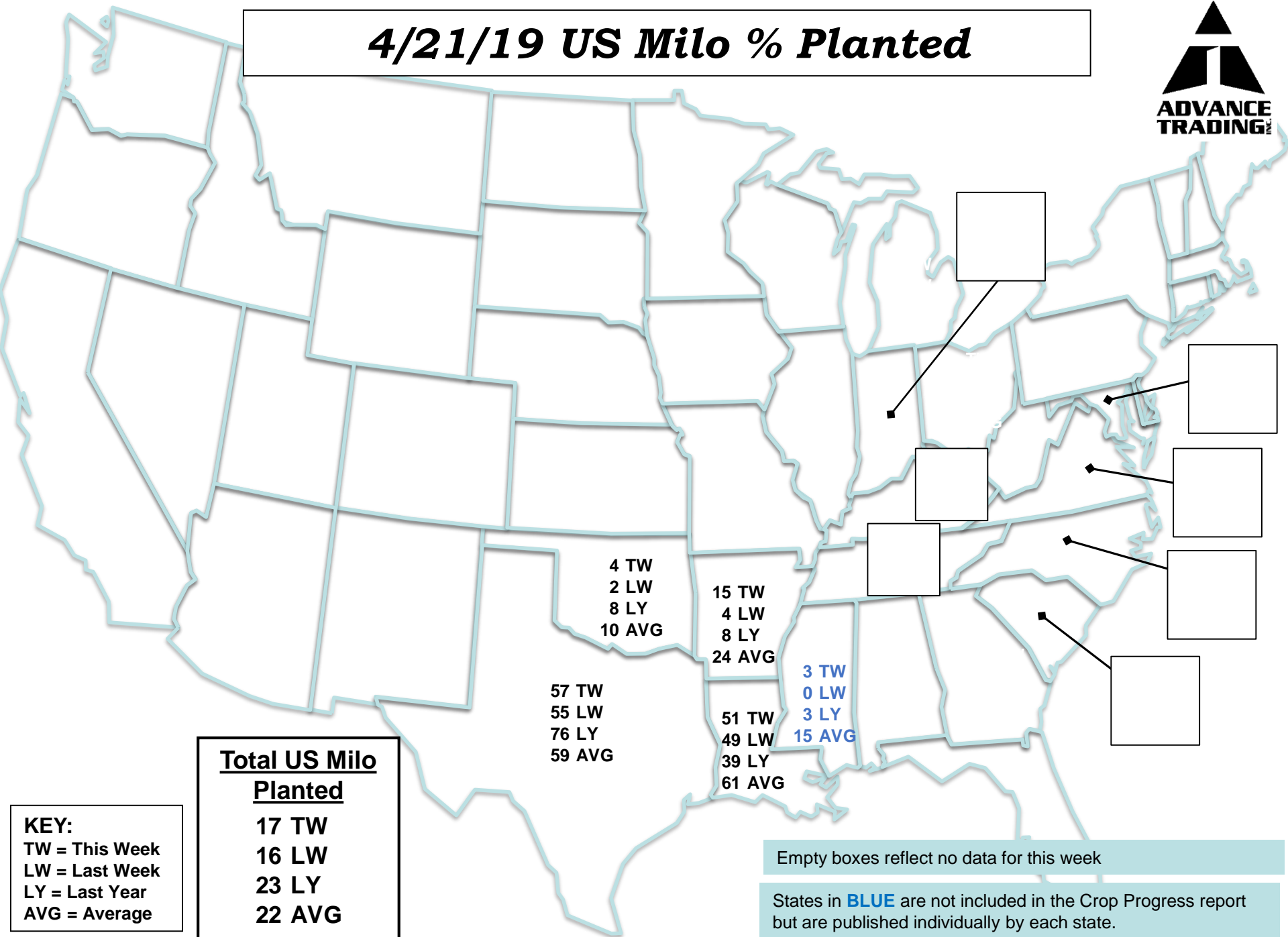


Total US Corn Emerged

KEY:
TW = This Week
LW = Last Week
LY = Last Year
AVG = Average

Empty boxes reflect no data for this week
States in **BLUE** are not included in the Crop Progress report but are published individually by each state.

4/21/19 US Milo % Planted



KEY:
 TW = This Week
 LW = Last Week
 LY = Last Year
 AVG = Average

Total US Milo Planted
 17 TW
 16 LW
 23 LY
 22 AVG

4 TW
 2 LW
 8 LY
 10 AVG

57 TW
 55 LW
 76 LY
 59 AVG

15 TW
 4 LW
 8 LY
 24 AVG

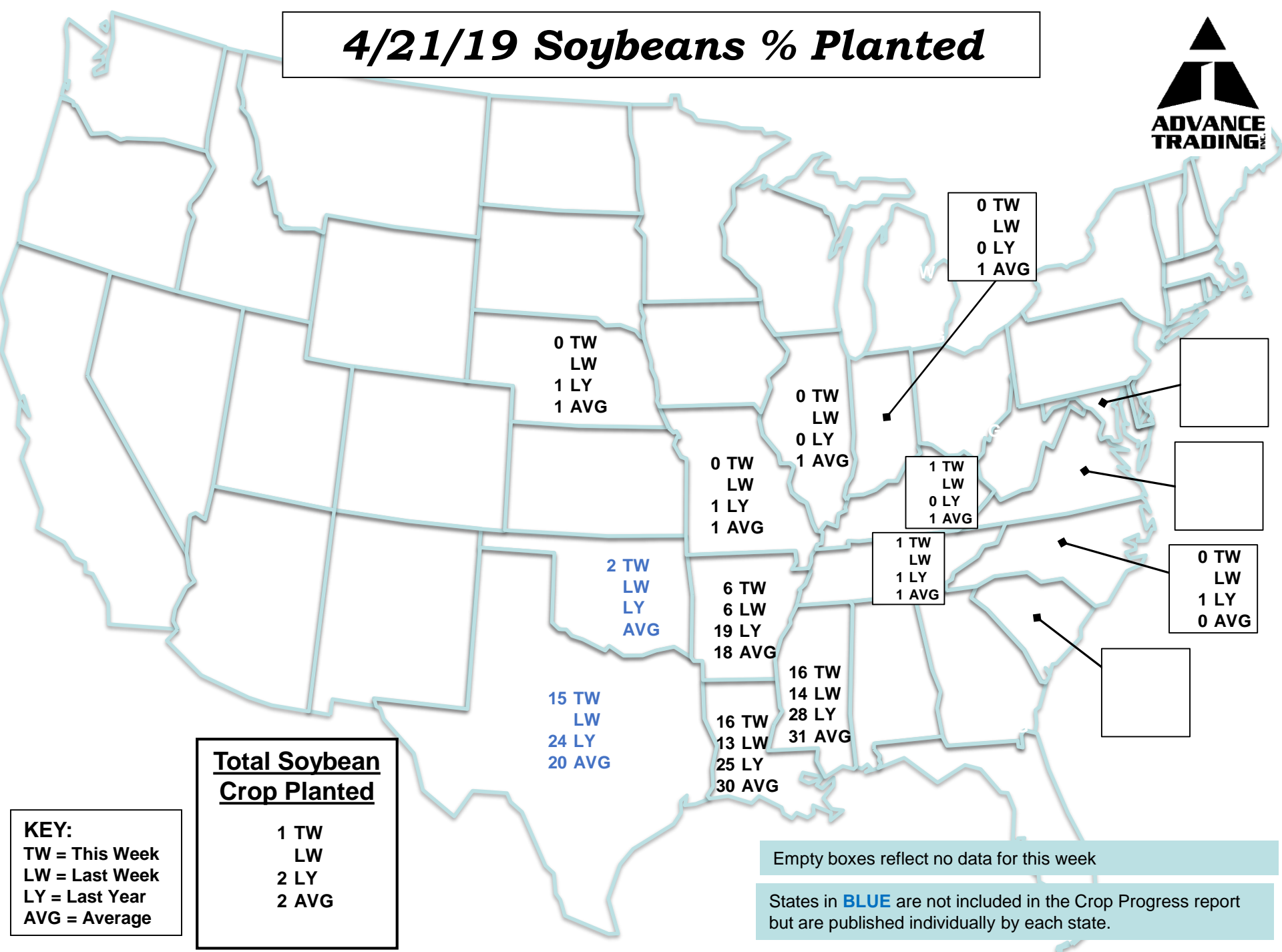
51 TW
 49 LW
 39 LY
 61 AVG

3 TW
 0 LW
 3 LY
 15 AVG

Empty boxes reflect no data for this week

States in **BLUE** are not included in the Crop Progress report but are published individually by each state.

4/21/19 Soybeans % Planted



Total Soybean Crop Planted

KEY:
 TW = This Week
 LW = Last Week
 LY = Last Year
 AVG = Average

1 TW
 LW
 2 LY
 2 AVG

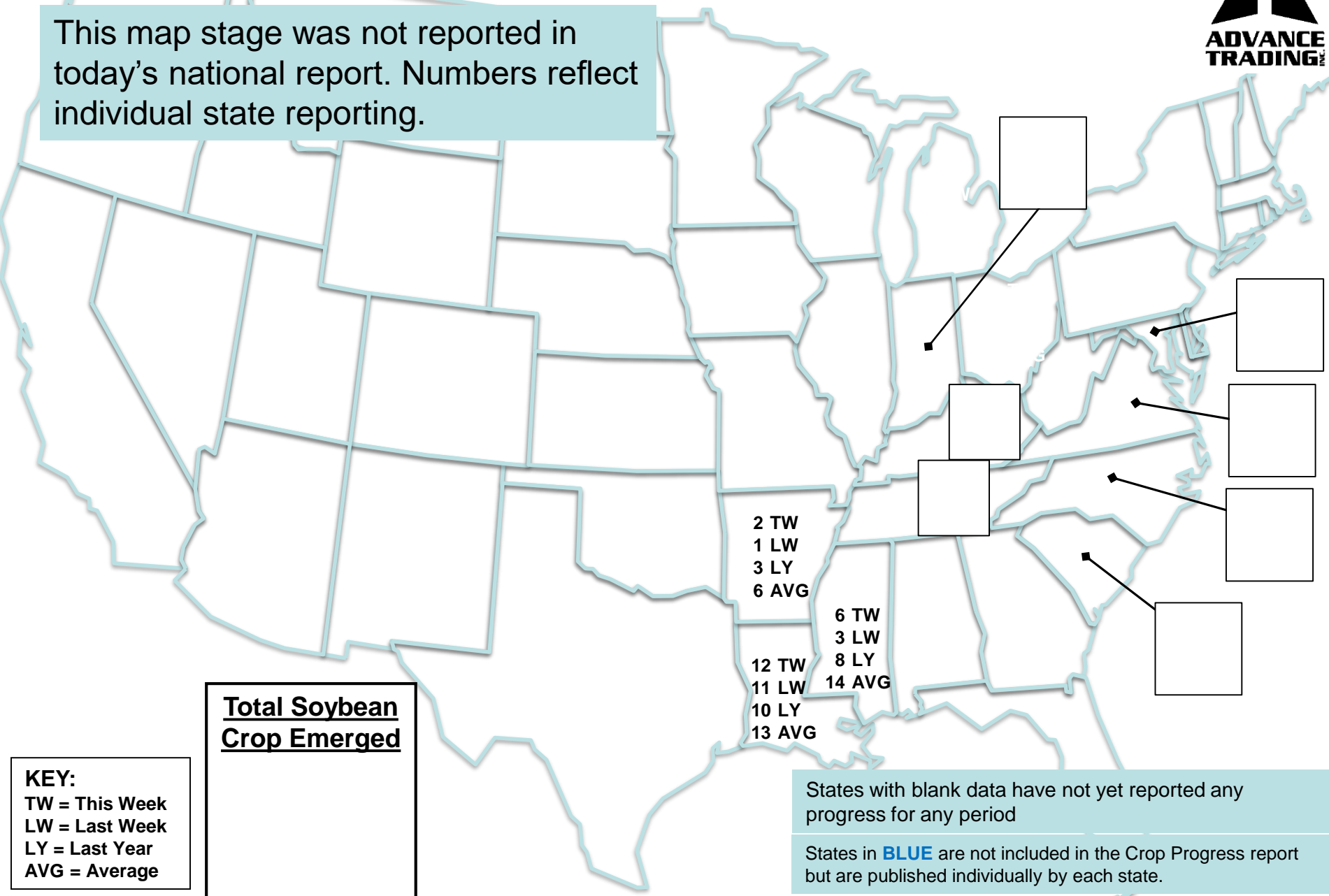
Empty boxes reflect no data for this week

States in **BLUE** are not included in the Crop Progress report but are published individually by each state.

4/21/19 Soybeans % Emerged



This map stage was not reported in today's national report. Numbers reflect individual state reporting.



2 TW
1 LW
3 LY
6 AVG

6 TW
3 LW
8 LY
14 AVG

12 TW
11 LW
10 LY
13 AVG

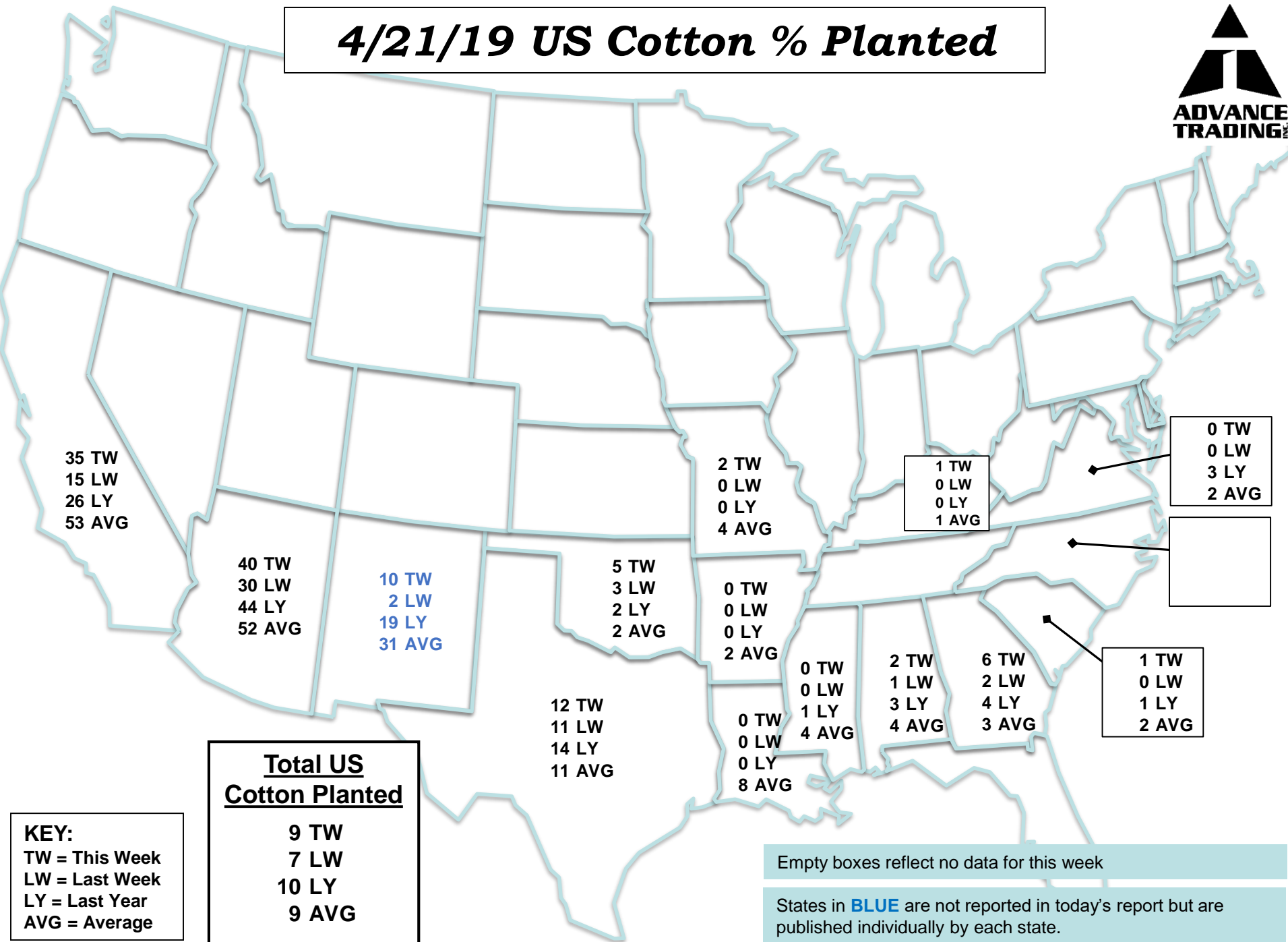
Total Soybean Crop Emerged

KEY:
TW = This Week
LW = Last Week
LY = Last Year
AVG = Average

States with blank data have not yet reported any progress for any period

States in **BLUE** are not included in the Crop Progress report but are published individually by each state.

4/21/19 US Cotton % Planted



Total US Cotton Planted

9 TW
7 LW
10 LY
9 AVG

KEY:
TW = This Week
LW = Last Week
LY = Last Year
AVG = Average

Empty boxes reflect no data for this week

States in **BLUE** are not reported in today's report but are published individually by each state.

4/21/19 US Spring Wheat % Planted



27 TW
17 LW
39 LY
59 AVG

51 TW
21 LW
84 LY
77 AVG

10 TW
1 LW
0 LY
20 AVG

0 TW
0 LW
0 LY
12 AVG

0 TW
0 LW
0 LY
24 AVG

40 TW
18 LW
38 LY
58 AVG

2 TW
0 LW
2 LY
47 AVG

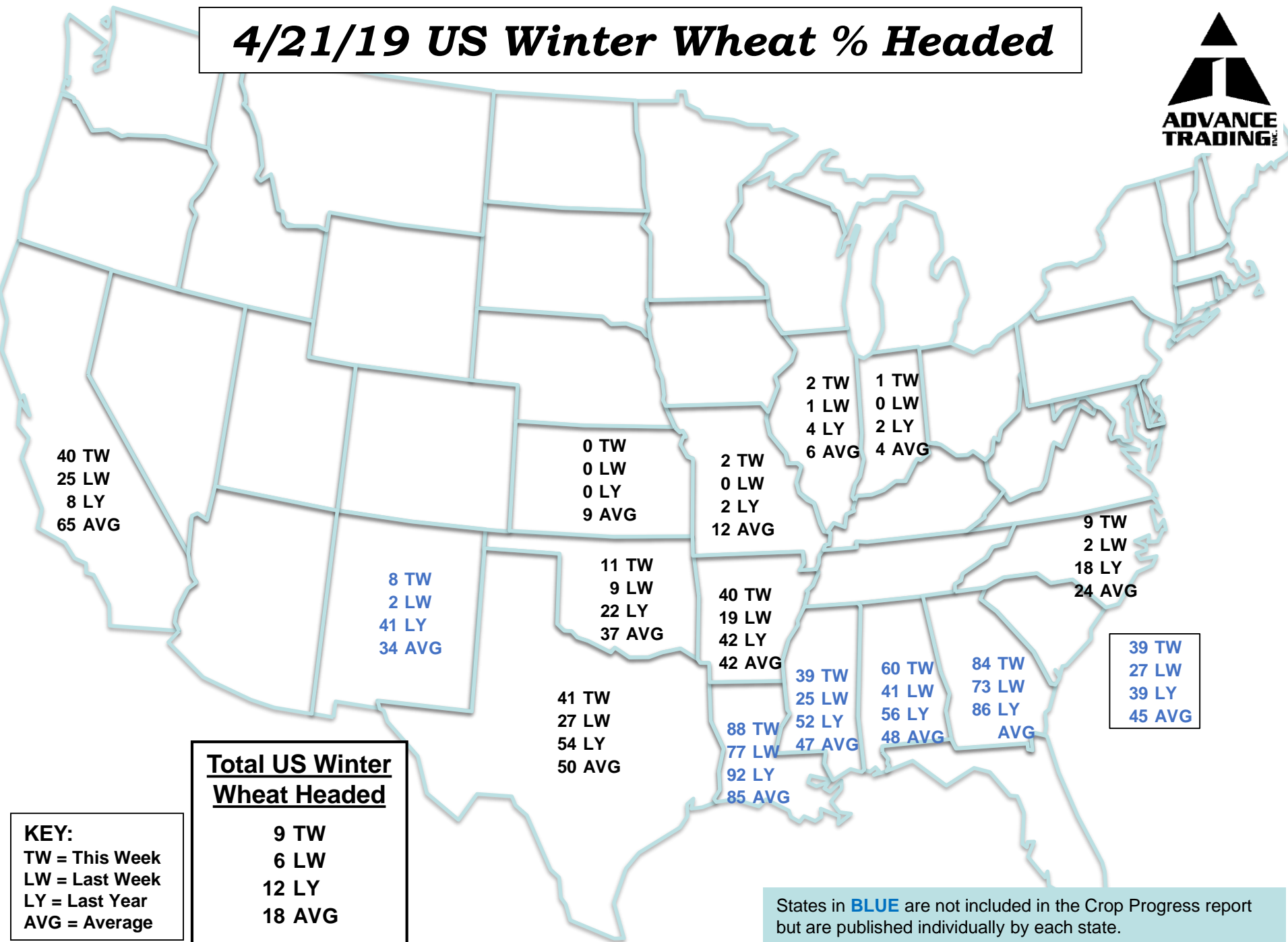
Total US Spring Wheat Planted

5 TW
2 LW
3 LY
22 AVG

KEY:
TW = This Week
LW = Last Week
LY = Last Year
AVG = Average

States in **BLUE** are not included in the Crop Progress report but are published individually by each state.

4/21/19 US Winter Wheat % Headed



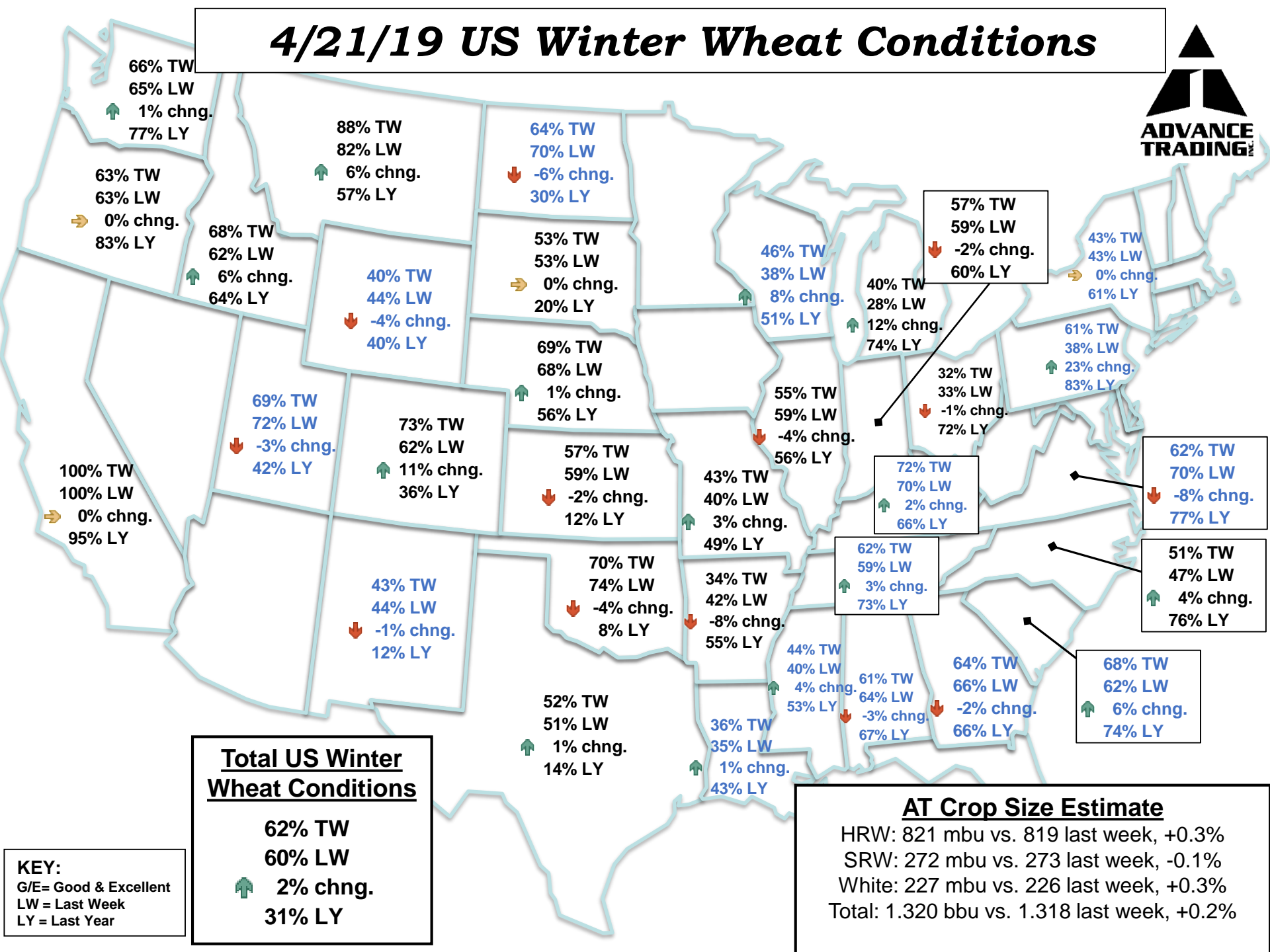
Total US Winter Wheat Headed

KEY:
 TW = This Week
 LW = Last Week
 LY = Last Year
 AVG = Average

9 TW
 6 LW
 12 LY
 18 AVG

States in **BLUE** are not included in the Crop Progress report but are published individually by each state.

4/21/19 US Winter Wheat Conditions



Total US Winter Wheat Conditions

62% TW
60% LW
2% chng.
31% LY

AT Crop Size Estimate

HRW: 821 mbu vs. 819 last week, +0.3%
SRW: 272 mbu vs. 273 last week, -0.1%
White: 227 mbu vs. 226 last week, +0.3%
Total: 1.320 bbu vs. 1.318 last week, +0.2%

KEY:
G/E= Good & Excellent
LW = Last Week
LY = Last Year

This material is a solicitation to enter into a derivatives transaction. The information and data contained herein have been obtained from sources believed to be reliable but Advance Trading Inc. ("Advance") does not warrant their accuracy or completeness. Recommendations and opinions contained herein reflect the judgment of Advance as of the date hereof, are subject to change, and are based on certain assumptions, only some of which are noted herein. Different assumptions could yield substantially different results. You are cautioned that there is no universally accepted method for analyzing financial instruments. Advance does not guarantee any results and there is no guarantee as to the liquidity of the instruments involved in our analysis. Advance, its affiliates, and its and their officers, directors, and employees may sell or purchase, for their own account or for customers, positions in futures, options or other instruments which may be similar or different from the positions referred to herein. As a matter of policy, Advance does not give tax, accounting, regulatory or legal advice to clients. Clients therefore should consult their own advisors regarding the tax, accounting and legal implications of the recommended strategies before transactions are affected. Trading commodity futures and options involves significant risk and is not appropriate for all investors. Information relating to past performance is not necessarily indicative of future results. Reproduction in any form without Advance's express written consent is strictly forbidden.

